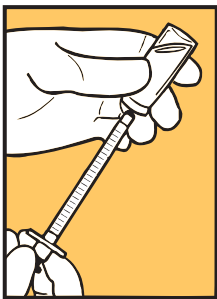


BD Integra™ Syringe w/ Retracting PrecisionGlide™ Needle

QUICK REFERENCE CARD

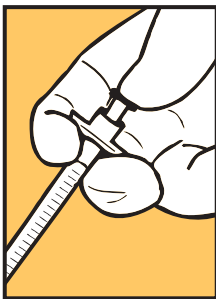
1



ASPIRATION

Draw up medication
in accordance with
established protocol.

2



INJECTION

Administer medication
in accordance with
established protocols,
making sure that all
medication has been
dispensed.

BD Integra™ Syringe w/ Retracting PrecisionGlide™ Needle

QUICK REFERENCE CARD

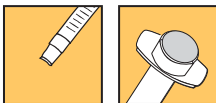
3



ACTIVATION

Push plunger rod to activate the safety mechanism. Depress until you sense two "clicks."

4



RETRACTION

The needle will disappear into the syringe and the plunger will be recessed into the barrel when activation is complete. There is no exposure to the used needle. Immediately discard into an approved sharps container.

Things to Remember:

- BD Integra Needle and Syringe are not a standard luer connection.
- After pressurizing the medication vial, do not continue to press the plunger rod past the point of resistance, as this may cause premature activation.